



Single-Assessment Institution Level Pass-Rate Data: Regular Teacher Preparation Program

	HEA - Title II 2004-2005 Academic Year						
Institution Name	OLD DOMINION UNIVERSITY						
Institution Code	5126						
State	Virginia						
Number of Program Completers Submitted	334						
Number of Program Completers found, matched, and used in passing rate Calculations¹	303						
<i>January 17, 2006</i>							
					Statewide		
<i>Type of Assessment</i>	<i>Assessment Code Number</i>	<i>Number Taking Assessment</i>	<i>Number Passing Assessment</i>	<i>Institutional Pass Rate</i>	<i>Number Taking Assessment</i>	<i>Number Passing Assessment</i>	<i>Statewide Pass Rate</i>
Basic Skills							
PPST READING	710	104	95	91%	1052	950	90%
CBT READING	711	14	14	100%	81	74	91%
PPST WRITING	720	100	79	79%	1058	871	82%
CBT WRITING	721	14	10	71%	78	62	79%
PPST MATHEMATICS	730	100	89	89%	1032	876	85%
CBT MATHEMATICS	731	13	11	85%	72	65	90%
COMPUTERIZED PPST READING	5710	170	160	94%	1501	1337	89%
COMPUTERIZED PPST WRITING	5720	174	143	82%	1504	1194	79%
COMPUTERIZED PPST MATHEMATICS	5730	175	145	83%	1532	1295	85%
Academic Content Areas							
ELEMENTARY ED CONTENT KNOWLEDGE	014	119	119	100%	1413	1410	100%
ENG LANG LIT COMP CONTENT KNOWLEDGE	041	22	22	100%	167	166	99%
MIDDLE SCHOOL ENGLISH LANGUAGE ARTS	049	4			30	28	93%
MATHEMATICS: CONTENT KNOWLEDGE	061	11	11	100%	79	76	96%
MIDDLE SCHOOL MATHEMATICS	069	2			22	21	95%
SOCIAL STUDIES: CONTENT KNOWLEDGE	081	16	16	100%	146	144	99%
MIDDLE SCHOOL SOCIAL STUDIES	089	4			33	32	97%
BUSINESS EDUCATION	100				14	14	100%
MUSIC CONTENT KNOWLEDGE	113	2			85	78	92%
ART CONTENT KNOWLEDGE	133	10	10	100%	68	66	97%

¹ The number of program completers found, matched and used in the passing rate calculation will not equal the sum of the column labeled "Number Taking Assessment" since a completer can take more than one assessment.

Single-Assessment Institution Level Pass-Rate Data: Regular Teacher Preparation Program


	HEA - Title II 2004-2005 Academic Year
Institution Name	OLD DOMINION UNIVERSITY
Institution Code	5126
State	Virginia
Number of Program Completers Submitted	334
Number of Program Completers found, matched, and used in passing rate Calculations¹	303

January 17, 2006

<i>Type of Assessment</i>	<i>Assessment Code Number</i>	<i>Number Taking Assessment</i>	<i>Number Passing Assessment</i>	<i>Institutional Pass Rate</i>	Statewide		
					<i>Number Taking Assessment</i>	<i>Number Passing Assessment</i>	<i>Statewide Pass Rate</i>
FRENCH CONTENT KNOWLEDGE	173				12	11	92%
GERMAN CONTENT KNOWLEDGE	181				3		
SPANISH CONTENT KNOWLEDGE	191	2			31	30	97%
BIOLOGY CONTENT KNOWLEDGE	235	5			69	67	97%
CHEMISTRY CONTENT KNOWLEDGE	245	1			14	14	100%
PHYSICS CONTENT KNOWLEDGE	265	1			8		
MIDDLE SCHOOL SCIENCE	439	2			18	15	83%
EARTH SCIENCE CONTENT KNOWLEDGE	571	4			15	15	100%
Other Content Areas							
TECHNOLOGY EDUCATION	050	3			17	17	100%
FAMILY AND CONSUMER SCIENCES	120				3		
MARKETING EDUCATION	560	2			5		
HEALTH & PE: CK	856	9			96	96	100%

¹ The number of program completers found, matched and used in the passing rate calculation will not equal the sum of the column labeled "Number Taking Assessment" since a completer can take more than one assessment.

Aggregate and Summary Institution-Level Pass-Rate Data: Regular Teacher Preparation Program

	HEA - Title II 2004-2005 Academic Year					
Institution Name	OLD DOMINION UNIVERSITY					
Institution Code	5126					
State	Virginia					
Number of Program Completers Submitted	334					
Number of Program Completers found, matched, and used in passing rate Calculations¹	303					
				<i>January 17, 2006</i>		
				Statewide		
<i>Type of Assessment²</i>	<i>Number Taking Assessment³</i>	<i>Number Passing Assessment⁴</i>	<i>Institutional Pass Rate</i>	<i>Number Taking Assessment³</i>	<i>Number Passing Assessment⁴</i>	<i>Statewide Pass Rate</i>
Aggregate - Basic Skills	290	282	97%	2647	2615	99%
Aggregate - Professional Knowledge						
Aggregate - Academic Content Areas (Math, English, Biology, etc.)	199	199	100%	2178	2150	99%
Aggregate - Other Content Areas (Career/Technical Education, Health Educations, etc.)	14	14	100%	121	121	100%
Aggregate - Teaching Special Populations (Special Education, ELS, etc.)						
Aggregate - Performance Assessments						
Summary Totals and Pass Rates⁵	303	295	97%	2803	2749	98%

¹ The number of program completers found, matched and used in the passing rate calculation will not equal the sum of the column labeled "Number Taking Assessment" since a completer can take more than one assessment.

² Institutions and/or States did not require the assessments within an aggregate where data cells are blank.

³ Number of completers who took one or more tests in a category and within their area of specialization.

⁴ Number who passed all tests they took in a category and within their area of specialization.

⁵ Summary Totals and Pass Rate: Number of completers who successfully completed one or more tests across all categories used by the state for licensure and the total passrate.